



# VALVE ASSEMBLY PACKAGE LOCATOR



VALVE PACKAGE	FUNCTION	ASSEMBLY		CARTRIDGE INCLUDED	
		MODEL CODE	PAGE	MODEL CODE	PAGE
Solenoid Operated Ventable Relief Assembly <i>Normally open</i>		YRCG-LAN-**	13.02	RVCA	1.18
		YREG-LAN-**	13.04	RVEA	1.18
		YRFG-LAN-**	13.06, 13.07	RVGA	1.19
		YRHG-LAN-**	13.10, 13.11	RVIA	1.19
		YROG-LAN-**	13.03	RVCA	1.18
		YRPG-LAN-**	13.05	RVEA	1.18
		YRQG-LAN-**	13.08, 13.09	RVGA	1.19
		YRRG-LAN-**	13.12, 13.13	RVIA	1.19
Solenoid Operated Ventable Relief Assembly <i>Normally Closed</i>		YRCH-LAN-**	13.02	RVCA	1.18
		YREH-LAN-**	13.04	RVEA	1.18
		YRFH-LAN-**	13.06, 13.07	RVGA	1.19
		YRHH-LAN-**	13.10, 13.11	RVIA	1.19
		YROH-LAN-**	13.03	RVCA	1.18
		YRPH-LAN-**	13.05	RVEA	1.18
		YRQH-LAN-**	13.08, 13.09	RVGA	1.19
		YRRH-LAN-**	13.12, 13.13	RVIA	1.19
Solenoid and Pilot Relief Assembly <i>Normally Open</i>		YRAG-LAN-**	13.14	RBAC	1.16
Solenoid and Pilot Relief Assembly <i>Normally Closed</i>		YRAH-LAN-**	13.14	RBAC	1.16
Cross-Port Relief Assembly with Shuttle and Solenoid Operated Vent <i>Normally Open</i>		YVCG-LAN-**	13.15	RVCA	1.18
				CSAB	10.08
		YVEG-LAN-**	13.16	RVEA	1.18
				CSAB	10.08
				RVGA	1.19
YVFG-LAN-**	13.17, 13.18, 13.19	RVGA	1.19		
		CSAB	10.08		



# VALVE ASSEMBLY PACKAGE LOCATOR



VALVE PACKAGE	FUNCTION	ASSEMBLY		CARTRIDGE INCLUDED		
		MODEL CODE	PAGE	MODEL CODE	PAGE	
<b>Cross-Port Relief Assembly with Shuttle and Solenoid Operated Vent</b> <i>Normally Closed</i>		YVCH-LAN-**	13.15	RVCA	1.18	
					CSAB	10.08
		YVEH-LAN-**	13.16	RVEA	1.18	
				CSAB	10.08	
		YVFH-LAN-**	13.17, 13.18, 13.19	RVGA	1.19	
				CSAB	10.08	
<b>Hydrostatic Transmission Assembly</b>		XRDB-LCN-A*	13.20, 13.21	DSCH	10.06	
				RDDA	1.10	
				RPEC	1.06	
		XRFB-LCN-A*	13.22, 13.23	DSEH	10.06	
				RDFA	1.10	
				RPEC	1.06	
		XRHB-LCN-A*	13.24, 13.25	DSGH	10.07	
				RDHA	1.11	
				RPGC	1.06	
		XRJB-LCN-A*	13.26, 13.27	DSIH	10.07	
				RDJA	1.11	
				RPIC	1.07	
<b>Hot Oil Shuttle and Relief Assembly</b>		XRDC-LNN-A*	13.28, 13.29	DSCH	10.06	
				RPEC	1.06	
		XRFC-LNN-A*	13.30, 13.31	DSEH	10.06	
				RPEC	1.06	
		XRHC-LNN-A*	13.32, 13.33	DSGH	10.07	
				RPGC	1.06	
		XRJC-LNN-A*	13.35, 13.36, 13.37	DSIH	10.07	
				RPIC	1.07	
<b>Flow Divider/Combiner Tractive Drive Assembly</b>		YGCB-XAN-**	13.38	FSCH	7.14	
		YGDB-XAN-**	13.39	FSDH	7.14	
		YGEB-XAN-**	13.40	FSEH	7.15	
		YGFB-XAN-**	13.41	FSFH	7.15	



# VALVE ASSEMBLY PACKAGE LOCATOR

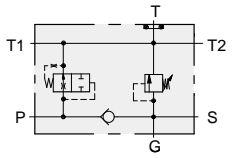
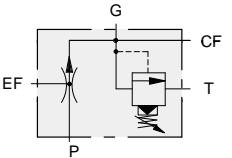


VALVE PACKAGE	FUNCTION	ASSEMBLY		CARTRIDGE INCLUDED	
		MODEL CODE	PAGE	MODEL CODE	PAGE
Regeneration Assembly Pressure Sensitive		YDCC-LHN-A*	13.43	CODA	10.12
				CBCA	4.10
		YDEC-LHN-A*	13.44	COFA	10.12
				CBEA	4.10
		YDGC-LHN-A*	13.45	COHA	10.13
				CBGA	4.11
		YDHC-LHN-A*	13.47	COHA (2)	10.13
				CBGA (2)	4.11
		YDJC-LHN-A*	13.48	COJA	10.13
				CBIA	4.11
		YDJC-LHN-A*	13.49	COJA (2)	10.13
				CBIA (2)	4.11
Regeneration Assembly Pressure Sensitive with Load Locking Pilot Operated Check		YDCD-LHN-A*	13.43	CODA	10.12
				CBCA	4.10
				CKEB	4.16
		YDED-LHN-A*	13.44	COFA	10.12
				CBEA	4.10
				CKEB	4.16
		YDGD-LHN-A*	13.46	COHA	10.13
				CBGA	4.11
				CKGB	4.17
Accumulator Dump Assembly		YCFE-XAN-A*	13.50	CXFA	5.08
				COFA	10.12
		YCHE-XAN-A*	13.51	CXHA	5.09
				CODA	10.12
Pump Circuit Manifold for Multiple Pump Circuits		YFRC-LAN-A*	13.52	CXFA	5.08
				NQEB	10.16
				RPGC	1.06
		YFRE-LAN-A*	13.52	CXHA	5.09
				NQEB	10.16
				RPIC	1.07



# VALVE ASSEMBLY PACKAGE LOCATOR



VALVE PACKAGE	FUNCTION	ASSEMBLY		CARTRIDGE INCLUDED	
		MODEL CODE	PAGE	MODEL CODE	PAGE
<b>Pump Circuit Mainfold for Single Pump Circuits</b>		YFRD-LAN-A*	13.53	CXFA	5.08
				NQEB	10.16
				RPGC	1.06
		YFRF-LAN-A*	13.53	CXHA	5.09
				NQEB	10.16
				RPIC	1.07
<b>Priority Flow Control with Controlled Flow Port Relief Valve</b>		YRDR-LAN-**	13.54	FRCA	6.02
				RPEC	1.06
		YREM-LAN-**	13.54	FRDA	6.02
				RPEC	1.06
		YRFF-LAN-**	13.55	FREA	6.03
				RPEC	1.06
		YRHF-LAN-**	13.56	FRFA	6.03
				RPGC	1.06

This section of the SUN's catalogue includes valve assembly packages designed for specific hydraulic functions. SUN's valve assemblies typically contain two or more different cartridges and provide several hydraulic functions.

Section	Page
<i>Valve Assemblies:</i>	
<b>Solenoid Operated Ventable Relief</b>	13.02–13.13
<b>Solenoid and Relief Pilot Flow</b>	13.14
<b>Cross-Port Relief with Shuttle and Solenoid Operated Vent</b>	13.15–13.19
<b>Hydrostatic Transmission</b>	13.20–13.27
<b>Hot Oil Shuttle and Relief</b>	13.28–13.37
<b>Flow Divider/Combiner Tractive Drive</b>	13.38–13.41
<b>Regeneration</b>	13.42–13.49
<b>Accumulator Dump Circuits</b>	13.50–13.51
<b>Pump Circuits Control</b>	13.52–13.53
<b>Pressure-Compensated Priority Flow Control</b>	13.54–13.56

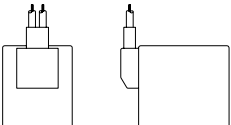
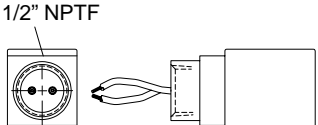
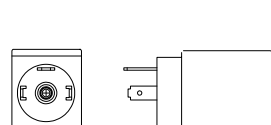
## Ordering

Use a nine-digit part number when ordering valve assemblies. You must select a number of different options to complete a part number.

We have supplied pricing in Sun's most recent Price List for a basic part number that gives you a configuration that provides the required performance characteristics for the majority of applications. If you desire to change a cartridge option (controls or adjustment range) in a valve assembly, we have provided you with the cartridge page number for those cartridges where we allow option substitution.

Designated cartridge option pricing must be added to (or subtracted from) the basic pricing to obtain the complete pricing of the valve assembly. Like all other mounting configurations in this catalogue, all valve assemblies are available in both aluminium and SG iron with a variety of porting options. Consult Sun's most recent Price List for basic prices and option prices.

## Electrical Connector Options for Solenoid Operated Assemblies

WIRE LEADS	CONDUIT	ISO/DIN
 <p>18 Gauge 0,6 meter Long</p> <p><b>J-12 V DC-6 metre Leads</b> <b>K-24 V DC-6 metre Leads</b></p>	 <p>1/2" NPTF</p> <p>18 Gauge 0,6 meter Long</p> <p><b>N-115 V 50/60hz-Conduit</b> <b>O-230 V 50/60hz-Conduit</b></p>	 <p>DIN 43650 Plug Face</p> <p><b>S-12 V DC ISO/DIN</b> <b>T-24 V DC ISO/DIN</b> <b>V-230 V 50/60hz ISO/DIN</b> <b>W 120 V 50/60Hz ISO/DIN</b></p>