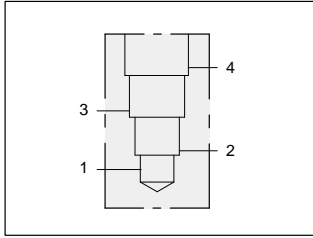




LINE MOUNT BODIES



- Aluminum rated to 210 bar and SG Iron rated to 350 bar.



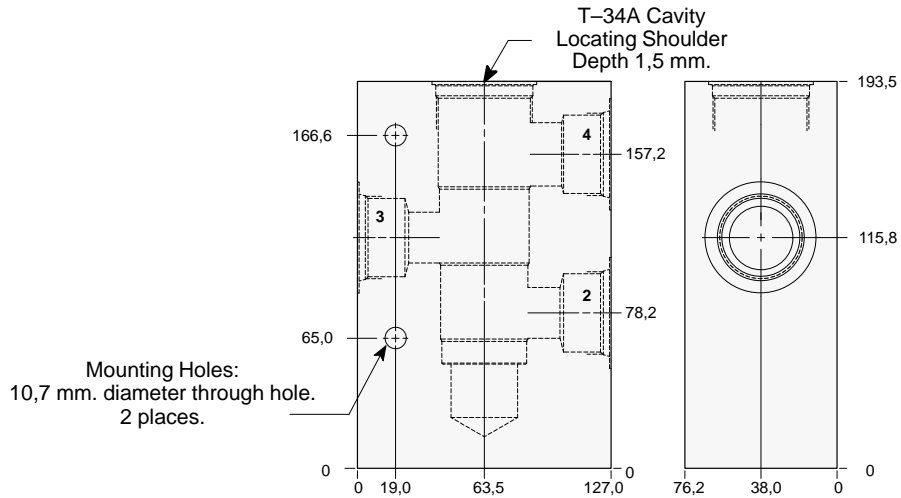
TYPICAL CARTRIDGES USED WITH THIS BODY

- FSDA - *** Page 7.10
- FSFA - *** Page 7.11
- FSFS - *** Page 7.13
- FSFH - *** Page 7.15
- DSIH - *** Page 10.07

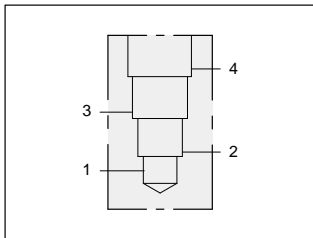
Instructions for ordering complete cartridge and body assemblies. Page viii

Pressure ratings, material specifications. Page 11.02

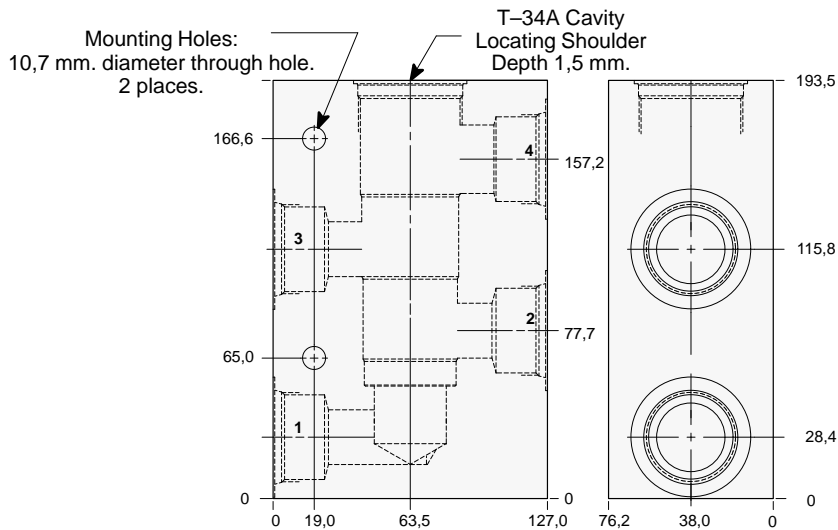
Body for flow divider/combiner applications.



Ports 2, 3 & 4	ALUMINIUM		SG IRON	
	Model Code	List Price	Model Code	List Price
1.00 NPTF	QME		QME/S	
1.25 NPTF	QMF		QMF/S	
SAE-16	QMM		QMM/S	
SAE-20	QMN		QMN/S	
1.00 BSPP	QMX		QMX/S	
1.25 BSPP	QMY		QMY/S	



Four port body.



Ports 2, 3 & 4	ALUMINIUM		SG IRON	
	Model Code	List Price	Model Code	List Price
1.00 NPTF	QNE		QNE/S	
1.25 NPTF	QNF		QNF/S	
SAE-16	QNM		QNM/S	
SAE-20	QNN		QNN/S	
1.00 BSPP	QNX		QNX/S	
1.25 BSPP	QNY		QNY/S	

Series 4 T-34A

Instructions for ordering complete cartridge and body assemblies. Page viii

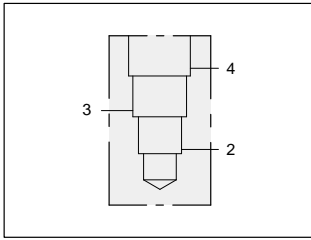
Pressure ratings, material specifications. Page 11.02



LINE MOUNT BODIES

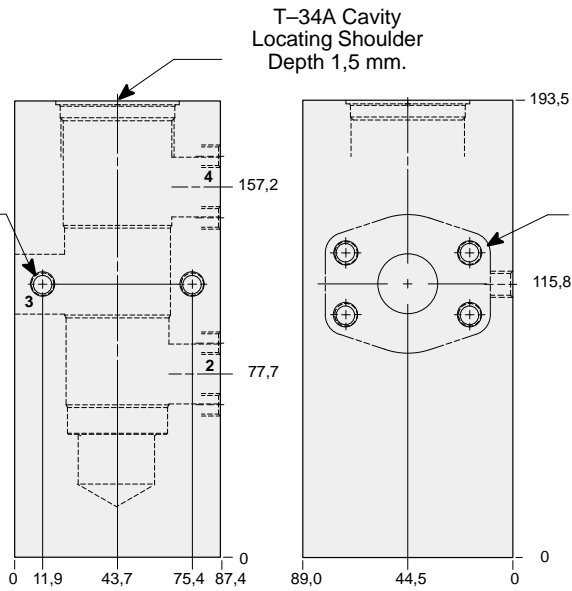


- Aluminum rated to 210 bar and SG Iron rated to 350 bar.



1.00" SAE Code 61 flange port body for flow divider/combiner applications.

Mounting Holes:
Inch: .375-16 UNC-2B
x 15,7 mm. deep.
Metric: M10 x 1.50-6H
x 15,7 mm. deep.
2 places.



1.00" SAE Code 61
4-Bolt Flange Pattern
3 places.



TYPICAL CARTRIDGES USED WITH THIS BODY

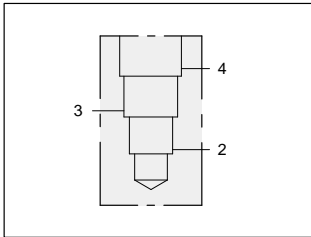
FSFD - ***	Page	7.09
FSFA - ***	Page	7.11
FSFS - ***	Page	7.13
FSFH - ***	Page	7.15
DSIH - ***	Page	10.07

Instructions for ordering complete cartridge and body assemblies. Page viii

Pressure ratings, material specifications. Page 11.02

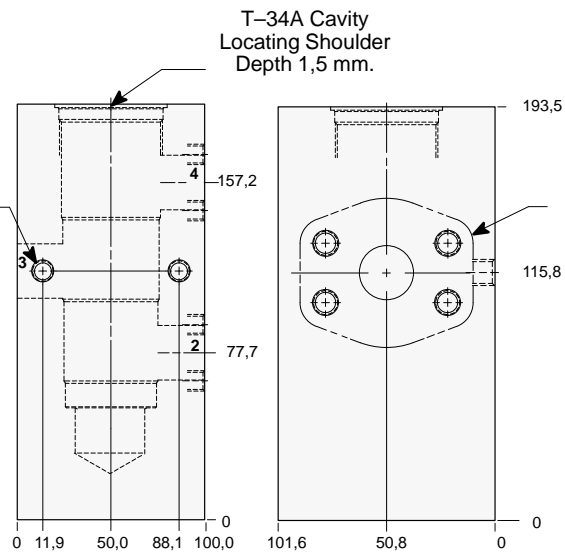
SAE Specifications. Page 11.03

Mounting Hole Dimensions	ALUMINIUM		SG IRON	
	Model Code	List Price	Model Code	List Price
Inch	QMP		QMP/S	
Metric	QMP/M		QMP/T	



1.00" SAE Code 62 flange port body for flow divider/combiner applications.

Mounting Holes:
Inch: .375-16 UNC-2B
x 15,7 mm. deep.
Metric: M10 x 1.50-6H
x 15,7 mm. deep.
2 places.



1.00" SAE Code 62
4-Bolt Flange Pattern
3 places.



TYPICAL CARTRIDGES USED WITH THIS BODY

FSFD - ***	Page	7.09
FSFA - ***	Page	7.11
FSFS - ***	Page	7.13
FSFH - ***	Page	7.15
DSIH - ***	Page	10.07

Instructions for ordering complete cartridge and body assemblies. Page viii

Pressure ratings, material specifications. Page 11.02

SAE Specifications. Page 11.03

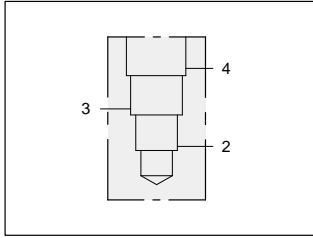
Mounting Hole Dimensions	ALUMINIUM		SG IRON	
	Model Code	List Price	Model Code	List Price
Inch	QM4		QM4/S	
Metric	QM4/M		QM4/T	



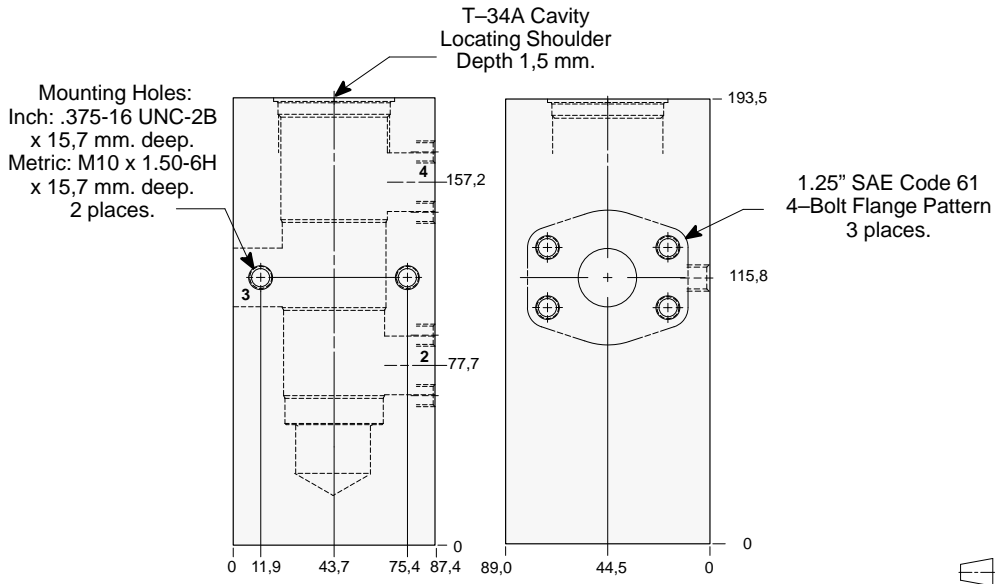
LINE MOUNT BODIES



- Aluminum rated to 210 bar and SG Iron rated to 350 bar.



1.25" SAE Code 61 flange port body for flow divider/combiner applications.



TYPICAL CARTRIDGES USED WITH THIS BODY

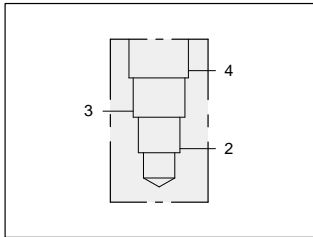
FSFD - ***	Page	7.09
FSFA - ***	Page	7.11
FSFS - ***	Page	7.13
FSFH - ***	Page	7.15
DSIH - ***	Page	10.07

Instructions for ordering complete cartridge and body assemblies. Page viii

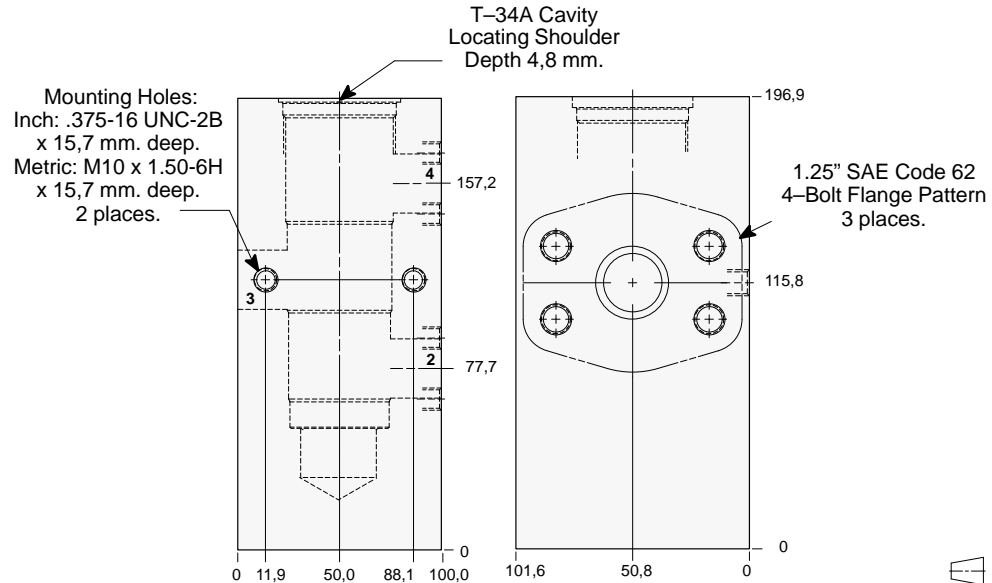
Pressure ratings, material specifications. Page 11.02

SAE Specifications. Page 11.03

Mounting Hole Dimensions	ALUMINIUM		SG IRON	
	Model Code	List Price	Model Code	List Price
Inch	QM _Q		QM _{Q/S}	
Metric	QM _{Q/M}		QM _{Q/T}	



1.25" SAE Code 62 flange port body for flow divider/combiner applications.



TYPICAL CARTRIDGES USED WITH THIS BODY

FSFD - ***	Page	7.09
FSFA - ***	Page	7.11
FSFS - ***	Page	7.13
FSFH - ***	Page	7.15
DSIH - ***	Page	10.07

Instructions for ordering complete cartridge and body assemblies. Page viii

Pressure ratings, material specifications. Page 11.02

SAE Specifications. Page 11.03

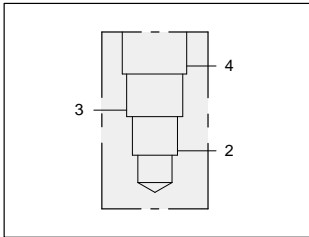
Mounting Hole Dimensions	ALUMINIUM		SG IRON	
	Model Code	List Price	Model Code	List Price
Inch	QM ₅		QM _{5/S}	
Metric	QM _{5/M}		QM _{5/T}	



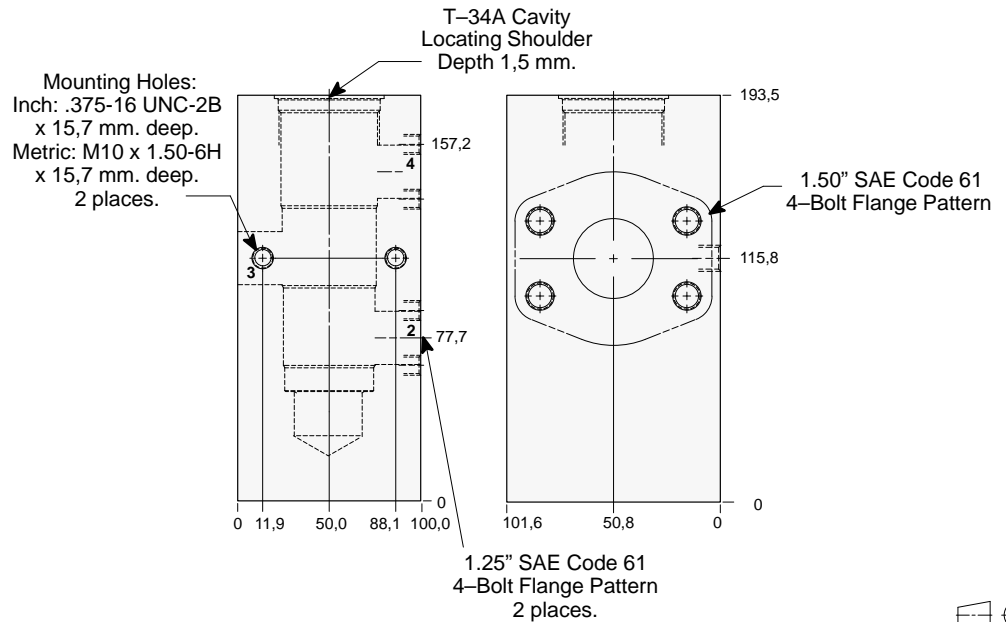
LINE MOUNT BODIES



- Aluminum rated to 210 bar and SG Iron rated to 350 bar.



1.50" SAE Code 61 flange port body for flow divider/combiner applications.



TYPICAL CARTRIDGES USED WITH THIS BODY

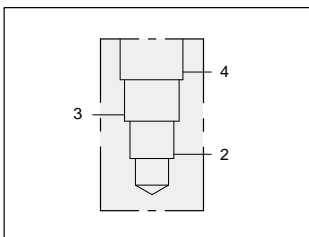
FSFD - ***	Page	7.09
FSFA - ***	Page	7.11
FSFS - ***	Page	7.13
FSFH - ***	Page	7.15
DSIH - ***	Page	10.07

Instructions for ordering complete cartridge and body assemblies. Page viii

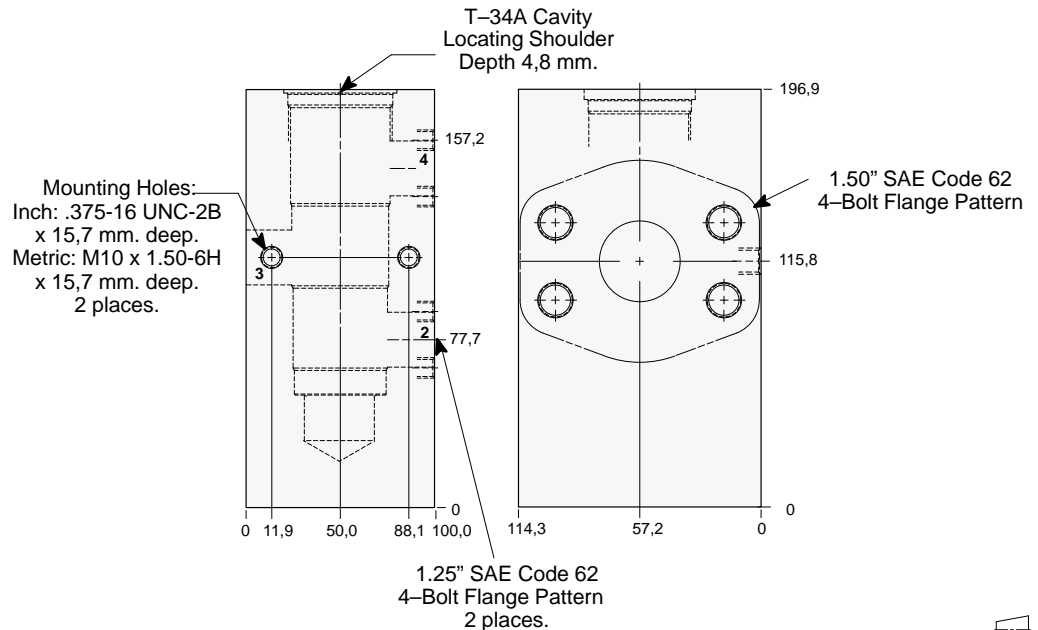
Pressure ratings, material specifications. Page 11.02

SAE Specifications. Page 11.03

Mounting Hole Dimensions	ALUMINIUM		SG IRON	
	Model Code	List Price	Model Code	List Price
Inch	QMR		QMR/S	
Metric	QMR/M		QMR/T	



1.50" SAE Code 62 flange port body for flow divider/combiner applications.



TYPICAL CARTRIDGES USED WITH THIS BODY

FSFD - ***	Page	7.09
FSFA - ***	Page	7.11
FSFS - ***	Page	7.13
FSFH - ***	Page	7.15
DSIH - ***	Page	10.07

Instructions for ordering complete cartridge and body assemblies. Page viii

Pressure ratings, material specifications. Page 11.02

SAE Specifications. Page 11.03

Mounting Hole Dimensions	ALUMINIUM		SG IRON	
	Model Code	List Price	Model Code	List Price
Inch	QM6		QM6/S	
Metric	QM6/M		QM6/T	

Series 4 T-34A